DRENAGEM PLUVIAL URBANA - CAIXAS DE LIGAÇÃO E PASSAGEM

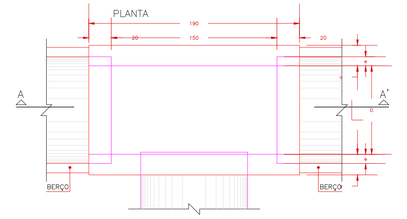

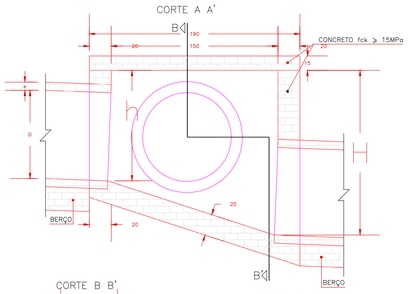

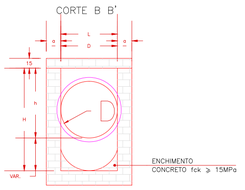

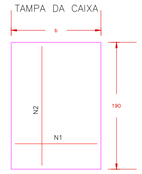

TABELA DE ARMADURAS DA TAMPA								
Ø	N1				N2			
	QUANT.	DIAM.	COMP.	ESPAÇ.	QUANT.	DIAM.	COMP.	ESPAÇ.
40	11	6,3	95	20	8	4,0	185	15
60	11	6,3	95	20	8	4,0	185	15
80	11	6,3	125	20	14	4,0	185	10
100	14	6,3	145	15	16	4,0	185	10
120	17	6,3	165	12,5	10	6,3	185	20
150	17	6,3	195	12,5	17	6,3	185	12,5

DIMENSÕES E QUANTIDADES APROXIMADAS PARA UMA UNIDADE									
CÓDIGO	DIMENSÕES						QUANTIDADES		
	D	L	a	b	h	H	FORMAS (m^2)	AÇO (Kg)	CONCRETO (m^3)
CAIXAS SEM DISPOSITIVO INTERNO DE QUEDA									
CLP01	40	60	20	100	80	80	11,93	4,1	1,410
CLP02	60	60	20	100	80	80	11,93	4,1	1,350
CLP03	80	80	25	130	100	100	15,71	6,0	1,940
CLP04	100	100	25	150	130	130	20,57	8,0	2,440
CLP05	120	120	25	170	150	150	24,65	11,6	2,820
CLP06	150	150	25	200	180	180	32,70	16,2	3,410
CAIXAS COM DISPOSITIVO INTERNO DE QUEDA DE 50 cm									
CLP07	40	60	20	100	80	130	14,43	4,1	1,680
CLP08	60	60	20	100	80	130	14,43	4,1	1,610
CLP09	80	80	25	130	100	150	18,46	6,0	2,270
CLP10	100	100	25	150	130	180	23,52	8,0	2,790
CLP11	120	120	25	170	150	200	27,80	11,6	3,200
CLP12	150	150	25	200	180	230	34,82	16,2	3,820
CAIXAS COM DISPOSITIVO INTERNO DE QUEDA DE 100 cm									
CLP13	40	60	20	100	80	180	16,93	4,1	1,960
CLP14	60	60	20	100	80	180	16,93	4,1	1,900
CLP15	80	80	25	130	100	200	21,21	6,0	2,630
CLP16	100	100	25	150	130	230	26,47	8,0	3,190
CLP17	120	120	25	170	150	250	30,95	11,6	3,620
CLP18	150	150	25	200	180	280	38,27	16,2	4,290

DRENAGEM PLUVIAL URBANA - POÇOS DE VISITA

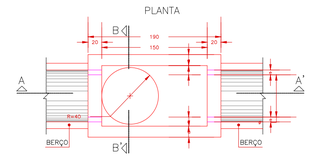

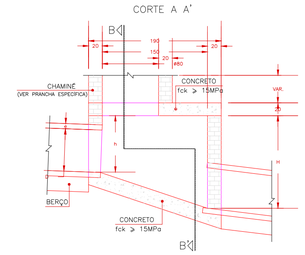

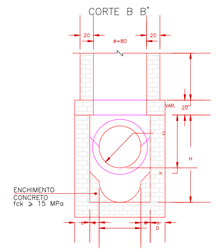

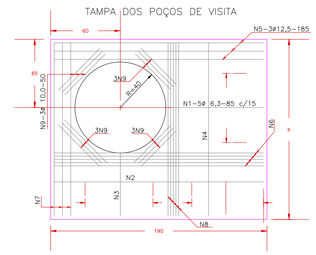

TABELA DE ARMADURAS DA TAMPA									
D	POSIÇÃO								
	N1	N2	N3	N4	N5	N6	N7	N8	N9
40	6,3 c/15	--	--	6,3 c/15	3 ø 12,5	--	3 ø 12,5	4 ø 6,3	12 ø 10
60	6,3 c/15	--	--	6,3 c/15	3 ø 12,5	--	3 ø 12,5	4 ø 6,3	12 ø 10
80	6,3 c/15	--	--	6,3 c/15	3 ø 12,5	--	3 ø 12,5	4 ø 6,3	12 ø 10
100	6,3 c/15	--	--	6,3 c/15	3 ø 12,5	--	3 ø 12,5	4 ø 6,3	12 ø 10
120	6,3 c/15	4,0 c/12,5	6,3 c/20	6,3 c/15	3 ø 12,5	4 ø 10	3 ø 12,5	5 ø 6,3	12 ø 10
150	6,3 c/15	6,3 c/15	6,3 c/15	4,0 c/15	3 ø 12,5	5 ø 10	3 ø 12,5	6 ø 8,0	12 ø 10

DIMENSÕES E QUANTIDADES APROXIMADAS PARA UMA UNIDADE										
CÓDIGO	DIMENSÕES							QUANTIDADES		
	D	a	b	c	h	H	L	FORMAS (m^2)	AÇO (Kg)	CONCRETO (m^3)
POÇOS DE VISITA SEM DISPOSITIVO INTERNO DE QUEDA										
PV01	40	20	130	25	80	80	90	15,05	17,0	1,740
PV02	60	20	130	15	80	80	90	15,05	17,0	1,670
PV03	80	25	140	5	100	100	90	16,63	17,5	2,080
PV04	100	25	150	--	130	130	100	19,64	22,9	2,480
PV05	120	25	170	--	150	150	120	23,62	25,7	2,890
PV06	150	25	200	--	180	180	150	30,19	31,6	3,500
POÇOS DE VISITA COM DISPOSITIVO INTERNO DE QUEDA DE 50 cm										
PV07	40	20	130	25	80	130	90	17,85	17,0	2,030
PV08	60	20	130	15	80	130	90	17,85	17,0	1,970
PV09	80	25	140	5	100	150	90	19,48	17,5	2,420
PV10	100	25	150	--	130	180	100	20,57	22,9	2,840
PV11	120	25	170	--	150	200	120	26,77	25,7	3,270
PV12	150	25	200	--	180	230	150	33,64	31,6	3,920
POÇOS DE VISITA COM DISPOSITIVO INTERNO DE QUEDA DE 100 cm										
PV13	40	20	130	25	80	180	90	20,65	17,0	2,360
PV14	60	20	130	15	80	180	90	20,65	17,0	2,300
PV15	80	25	140	5	100	200	90	22,33	17,5	2,800
PV16	100	25	150	--	130	230	100	25,54	22,9	3,240
PV17	120	25	170	--	150	250	120	29,92	25,7	3,690
PV18	150	25	200	--	180	280	150	37,09	31,6	4,380

DRENAGEM PLUVIAL URBANA - BOCAS-DE-LOBO DUPLAS COM GRELHAS DE CONCRETO

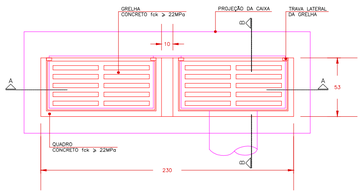

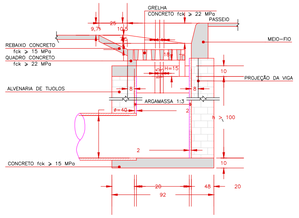

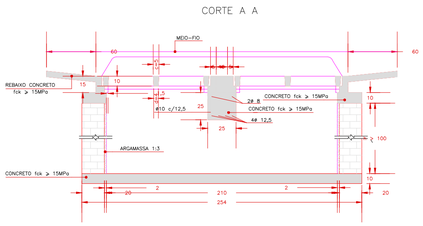

QUANTIDADES MÉDIAS PARA UMA BOCA DE LOBO E ACESSÓRIOS							
CÓDIGO	h	ALVENARIA DE TIJOLOS (m^2)	ARGAMASSA 1:3 (m^3)	FORMAS (m^2)	AÇO (Kg)	CONCRETO fck ≥ 15 MPa (m^3)	CONCRETO fck ≥ 22 MPa (m^3)
BLS01	100	6,37	0,11	6,60	15,1	0,460	0,110
BLS02	150	9,43	0,16	6,60	15,1	0,460	0,110
BLS03	200	12,49	0,22	6,60	15,1	0,460	0,110
BLS04	250	15,55	0,27	6,60	15,1	0,460	0,110
BLS05	300	18,61	0,32	6,60	15,1	0,460	0,110
BLS06	350	21,67	0,38	6,60	15,1	0,460	0,110
BLS07	400	24,73	0,43	6,60	15,1	0,460	0,110

DISSIPADORES DE ENERGIA
APLICÁVEIS A SAÍDAS DE BUEIROS TUBULARES E DESCIDAS D`ÁGUA DE ATERROS - DEB

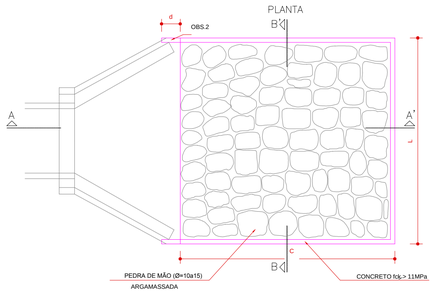

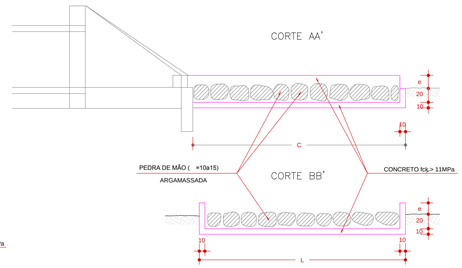

DIMENSÕES E CONSUMOS MÉDIOS PARA UMA UNIDADE										
TIPO	ADAPTÁVEL EM	C	L	d	e	CONCRETO (m^3)	FORMAS (m^2)	PEDRA ARGAMASSA (m^3)	ESCAVAÇÃO (m^3)	APILOAMENTO (m^2)
DEB 01	DAD 01/02 – DAR 01/02/03	200	70	--	20	0,306	3,87	0,29	0,57	0,20
DEB 02	BSTC ø 60 – DAD 03/04	240	242	30	15	0,799	5,15	1,53	1,97	0,30
DEB 03	BSTC ø 80 – DAD 05/06	320	293	35	20	1,258	7,42	2,53	3,09	0,40
DEB 04	BSTC ø 100 – DAD 07/08	400	345	40	25	1,820	10,05	3,80	4,49	0,50
DEB 05	BSTC ø 120 – DAD 09/10	480	391	50	30	2,445	13,03	5,23	6,04	0,60
DEB 06	BSTC ø 150 – DAD 11/12	600	522	50	35	3,920	17,63	8,89	9,92	0,70
DEB 07	BSTC ø 100 – DAD 13/14	400	498	45	30	2,509	11,75	5,59	6,37	0,50
DEB 08	BSTC ø 120 – DAD 15/16	480	566	50	35	3,382	14,97	7,70	8,61	0,60
DEB 09	BSTC ø 150 – DAD 17/18	600	729	50	40	5,268	19,97	12,55	13,71	0,80
DEB 10	BSTC ø 100	400	651	50	35	3,198	13,48	7,38	8,25	0,60
DEB 11	BSTC ø 120	480	741	50	40	4,309	16,91	10,17	11,19	0,70
DEB 12	BSTC ø 150	600	936	50	45	6,615	22,30	16,21	17,49	0,90

PREFEITURA MUNICIPAL DE PRIMAVERA DO LESTE
DEPARTAMENTO DE ENGENHARIA

Assunto: PROJETO BÁSICO DE DRENAGEM PLUVIAL URBANA

Folha: 12A

Local: AV. ELDEVIR VICTORINO VIECILLI, ENTRE AV. CALIFÓRNIA (E 00) E RUA ALFREDO LORENZZON (E 260 + 12,673m).

Escala: s/esc.